



NOVIK
ENERGY

OUTDOOR LEDS



9205015

LED P60

OUTDOOR LED FLOOD LIGHT



60W | **IP65 WATERPROOF**

120° FULL RANGE

180° MOVEMENT

IP65 WATERPROOF

ADVANCED HEATSINK

HIGH POWER LED CHIP

6000LM LUMINOUS FLUX

FULL ANGLE 120°

EFFICIENT COOLING STRUCTURE

HEAVY DUTY DIE CAST ALUMINUM HOUSING

EASY INSTALLATION

SMD HIGH QUALITY LED

LED / 60W = **100W x 4 = 400W**

INCANDESCENT

EN SPECIFICATIONS	ES ESPECIFICACIONES	PT ESPECIFICAÇÕES
PRODUCT TYPE / LED FLOOD LIGHT	TIPO DE PRODUCTO / PROYECTOR LED	TIPO DE PRODUTO / PROJETOR LED
LAMP SIZE / 202*156*30MM	TAMAÑO DE LA LÁMPARA / 202*156*30 MM	TAMANHO DA LÂMPADA / 202*156*30MM
LIGHT SOURCE / LED (72 PIECES)	FUENTE DE LUZ / LED (72 PIEZAS)	FONTE DE LUZ / LED (72 PEÇAS)
LED TYPE / SMD LED	TIPO DEL LED / SMD LED	TIPO DE LED / LED SMD
ELECTRICAL GRADE / CLASS I (PLUG NOT INCLUDED)	GRADO ELÉCTRICO / CLASE I (NO INCLUYE FICHA)	CLASSE ELÉTRICA / CLASSE I (NÃO INCLUI PLUG)
POWER SUPPLY / 165-265V~; 50-60HZ; 60W	ALIMENTACIÓN / 165-265V~; 50-60HZ; 60W	ALIMENTAÇÃO / 165-265V~; 50-60HZ; 60W
SURGE PROTECTION / 3.5KV	PROTECCIÓN CONTRA SOBRETENSIONES / 3,5 KV	PROTEÇÃO CONTRA SURTOS / 3,5 KV
LED LUMINOUS EFFICACY / 100LM/W	EFICACIA LUMINOSA LED / 100LM / W	EFICÁCIA LUMINOSA LED / 100LM / W
LUMINAIRE BEAM ANGLE / 120°	ÁNGULO DE RADIACIÓN DE LA LUMINARIA / 120°	ÂNGULO DE FEIXE LUMINÁRIA / 120°
WORKING TEMPERATURE / -30°C TO 50°C	TEMPERATURA DE TRABAJO / -30°C A 50°C	TEMPERATURA DE TRABALHO / -30°C A 50°C
HOUSING MATERIAL / ALUMINUM+TEMPERED GLASS	MATERIAL DE LA CARCASA / ALUMINIO + VIDRIO TEMPLADO	MATERIAL DA CAIXA / ALUMÍNIO + VIDRO TEMPERADO
CCT / 6000K	CCT / 6000K	CCT / 6000K
IP LEVEL / IP65	NIVEL IP / IP65	NÍVEL IP / IP65
The installation must be carried out by a qualified, technical, competent and professional person.	La instalación debe ser realizada por personal idóneo, técnico, competente y profesional.	A instalação deve ser realizada por pessoal adequado, técnico, competente e profissional.
Specifications and images may change without prior notice.	Especificaciones e imágenes pueden cambiar sin previo aviso.	Especificações e imagens podem ser alteradas sem aviso prévio.

9205015

LED P120

OUTDOOR LED FLOOD LIGHT



120W

IP65
WATERPROOF

120° FULL RANGE

180° MOVEMENT

IP65 WATERPROOF

ADVANCED HEATSINK



12000LM
LUMINOUS FLUX



EFFICIENT COOLING
STRUCTURE



EASY
INSTALLATION



FULL ANGLE
120°



HEAVY DUTY DIE
CAST ALUMINUM HOUSING



SMD HIGH
QUALITY LED

LED / 120W

=

188W x 4 = 750W

INCANDESCENT

EN SPECIFICATIONS

- PRODUCT TYPE / **LED FLOOD LIGHT**
- LAMP SIZE / **270*210*37MM**
- LIGHT SOURCE / **LED (144 PIECES)**
- LED TYPE / **SMD LED**
- ELECTRICAL GRADE / **CLASS I (PLUG NOT INCLUDED)**
- POWER SUPPLY / **165-265V~; 50-60HZ; 120W**
- SURGE PROTECTION / **3.5KV**
- LED LUMINOUS EFFICACY / **100LM/W**
- LUMINAIRE BEAM ANGLE / **120°**
- WORKING TEMP / **-30°C TO 50°C**
- HOUSING MATERIAL / **ALUMINUM+TEMPERED GLASS**
- CCT / **6000K**
- IP LEVEL / **IP65**

The installation must be carried out by a qualified, technical, competent and professional person.

Specifications and images may change without prior notice.

ES ESPECIFICACIONES

- TIPO DE PRODUCTO / **PROYECTOR LED**
- TAMAÑO DE LA LÁMPARA / **270*210*37MM**
- FUENTE DE LUZ / **LED (144 PIEZAS)**
- TIPO DEL LED / **SMD LED**
- GRADO ELÉCTRICO / **CLASE I (NO INCLUYE FICHA)**
- ALIMENTACIÓN / **165-265V~; 50-60HZ; 120W**
- PROTECCIÓN CONTRA SOBRETENSIONES / **3,5 KV**
- EFICACIA LUMINOSA LED / **100LM / W**
- ÁNGULO DE RADIACIÓN DE LA LUMINARIA / **120°**
- TEMPERATURA DE TRABAJO / **-30°C A 50°C**
- MATERIAL DE LA CARCASA / **ALUMINIO + VIDRIO TEMPLADO**
- CCT / **6000K**
- NIVEL IP / **IP65**

La instalación debe ser realizada por personal idóneo, técnico, competente y profesional.

Especificaciones e imágenes pueden cambiar sin previo aviso.

PT ESPECIFICAÇÕES

- TIPO DE PRODUTO / **PROJETOR LED**
- TAMANHO DA LÂMPADA / **270*210*37MM**
- FONTE DE LUZ / **LED (144 PEÇAS)**
- TIPO DE LED / **LED SMD**
- CLASSE ELÉTRICA / **CLASSE I (NÃO INCLUI PLUG)**
- ALIMENTAÇÃO / **165-265V~; 50-60HZ; 120W**
- PROTEÇÃO CONTRA SURTOS / **3,5 KV**
- EFICÁCIA LUMINOSA LED / **100LM / W**
- ÂNGULO DE FEIXE LUMINÁRIA / **120°**
- TEMPERATURA DE TRABALHO / **-30°C A 50°C**
- MATERIAL DA CAIXA / **ALUMÍNIO + VIDRO TEMPERADO**
- CCT / **6000K**
- NÍVEL IP / **IP65**


A instalação deve ser realizada por pessoal adequado, técnico, competente e profissional.

Especificações e imagens podem ser alteradas sem aviso prévio.

9205015

LED P250

OUTDOOR LED FLOOD LIGHT



250W

IP65
WATERPROOF

180° MOVEMENT

IP65 WATERPROOF

ADVANCED HEATSINK

120° FULL RANGE

- 25000LM LUMINOUS FLUX**
- EFFICIENT COOLING STRUCTURE**
- EASY INSTALLATION**
- FULL ANGLE 120°**
- HEAVY DUTY DIE CAST ALUMINUM HOUSING**
- SMD HIGH QUALITY LED**

LED / 250W
375W x 4 = 1500W

INCANDESCENT

EN SPECIFICATIONS

- PRODUCT TYPE / **LED FLOOD LIGHT**
- LAMP SIZE / **385*285*40MM**
- LIGHT SOURCE / **LED (216 PIECES)**
- LED TYPE / **SMD LED**
- ELECTRICAL GRADE / **CLASS I (PLUG NOT INCLUDED)**
- POWER SUPPLY / **165-265V~; 50-60HZ; 250W**
- SURGE PROTECTION / **3.5KV**
- LED LUMINOUS EFFICACY / **100LM/W**
- LUMINAIRE BEAM ANGLE / **120°**
- WORKING TEMP / **-30°C TO 50°C**
- HOUSING MATERIAL / **ALUMINUM+TEMPERED GLASS**
- CCT / **6000K**
- IP LEVEL / **IP65**

The installation must be carried out by a qualified, technical, competent and professional person.

Specifications and images may change without prior notice.

ES ESPECIFICACIONES

- TIPO DE PRODUCTO / **PROYECTOR LED**
- TAMAÑO DE LA LÁMPARA / **385*285*40MM**
- FUENTE DE LUZ / **LED (216 PIEZAS)**
- TIPO DEL LED / **SMD LED**
- GRADO ELÉCTRICO / **CLASE I (NO INCLUYE FICHA)**
- ALIMENTACIÓN / **165-265V~; 50-60HZ; 250W**
- PROTECCIÓN CONTRA SOBRETENSIONES / **3,5 KV**
- EFICACIA LUMINOSA LED / **100LM / W**
- ÁNGULO DE RADIACIÓN DE LA LUMINARIA / **120°**
- TEMPERATURA DE TRABAJO / **-30°C A 50°C**
- MATERIAL DE LA CARCASA / **ALUMINIO + VIDRIO TEMPLADO**
- CCT / **6000K**
- NIVEL IP / **IP65**

La instalación debe ser realizada por personal idóneo, técnico, competente y profesional.

Especificaciones e imágenes pueden cambiar sin previo aviso.

PT ESPECIFICAÇÕES

- TIPO DE PRODUTO / **PROJETOR LED**
- TAMANHO DA LÂMPADA / **385*285*40MM**
- FONTE DE LUZ / **LED (216 PEÇAS)**
- TIPO DE LED / **LED SMD**
- CLASSE ELÉTRICA / **CLASSE I (NÃO INCLUI PLUG)**
- ALIMENTAÇÃO / **165-265V~; 50-60HZ; 250W**
- PROTEÇÃO CONTRA SURTOS / **3,5 KV**
- EFICÁCIA LUMINOSA LED / **100LM / W**
- ÂNGULO DE FEIXE LUMINÁRIA / **120°**
- TEMPERATURA DE TRABALHO / **-30°C A 50°C**
- MATERIAL DA CAIXA / **ALUMÍNIO + VIDRO TEMPERADO**
- CCT / **6000K**
- NÍVEL IP / **IP65**

A instalação deve ser realizada por pessoal adequado, técnico, competente e profissional.

Especificações e imagens podem ser alteradas sem aviso prévio.

SOLAR OUTDOOR



SOLAR OUTDOOR STREET LIGHT

LED 30 SOLAR

LED 70 SOLAR

LED 100 SOLAR

LED 180 SOLAR



HIGH SECURITY
FIXING SYSTEM




SWITCH
BUTTON



POLE/WALL
ADAPTIVE INSTALLATION



HIGH EFFICIENT
SOLAR PANEL



HIGH QUALITY
SMD LED

9205015


LED 30 SOLAR

SOLAR OUTDOOR STREET LIGHT




LITHIUM BATTERY

High stability lithium iron phosphate battery



POLYCRYSTALLINE SOLAR

With High Photoelectric Conversion Efficiency




SUNLIGHT CONTROL

☀ Turn on at dusk
🌙 Turn off at dawn



HIGH POWER LED CHIP

High Brightness
Low Light Decay



30W

IP66

WATERPROOF



RADAR SENSING



PROGRAMMABLE IN TIME



LITHIUM BATTERY



HIGH EFFICIENCY SOLAR PANEL



FULL ANGLE 120°



ADJUSTABLE BRIGHTNESS



5 MODES OF OPERATION



SMD HIGH QUALITY LED



EASY INSTALLATION



3.900LM LUMINOUS FLUX



EN SPECIFICATIONS

LAMP SIZE / **395*210*60MM**

SOLAR PANEL / **POLYCRYSTALLINE**

SOLAR PANEL PARAMETER / **6V/7W**

BATTERY / **LITHIUM IRON PHOSPHATE BATTERY**

BATTERY PARAMETER / **6AH/3.2V**

HOUSING MATERIAL / **ABS+PC+GLASS**

LIGHT SOURCE / **LED (80 PIECES)**

LED TYP / **SMD**

CONTROL MODE / **AUTOMATIC +REMOTE CONTROL**

LUMINOUS EFFICACY / **>130LM/W**

LUMINAIRE BEAM ANGLE / **120°**

CCT / **6000K**

WORKING TEMPERATURE / **-10°C TO 50°C**

IP LEVEL / **IP66**

The installation must be carried out by a qualified, technical, competent and professional person.

Specifications and images may change without prior notice.

ES ESPECIFICACIONES

TAMAÑO DE LA LÁMPARA / **395*210*60MM**

PANEL SOLAR / **POLICRISTALINO**

PARÁMETRO PANEL SOLAR / **6V/7W**

BATERÍA TIPO / **BATERÍA DE FOSFATO DE HIERRO DE LITIO**

BATERÍA / **6AH/3.2V**

MATERIAL DE LA CARCASA / **ABS + PC + CRISTAL**

FUENTE DE LUZ / **LED (80 PIEZAS)**

TIPO DEL LED / **SMD**

MODO DE CONTROL / **CONTROL REMOTO + AUTOMÁTICO**

EFICACIA LUMINOSA / **> 130LM / W**

ÁNGULO DE RADIACIÓN DE LA LUMINARIA / **120°**

CCT / **6000K**

TEMPERATURA DE TRABAJO / **-10°C A 50°C**

NIVEL IP / **IP66**

La instalación debe ser realizada por personal idóneo, técnico, competente y profesional.

Especificaciones e imágenes pueden cambiar sin previo aviso.

PT ESPECIFICAÇÕES

TAMANHO DA LÂMPADA / **395*210*60MM**

PAINEL SOLAR / **POLICRISTALINO**

PARÂMETRO DO PAINEL SOLAR / **6V/7W**

BATERIA / **BATERIA DE FOSFATO DE FERRO DE LÍTIO**

PARÂMETRO DA BATERIA / **6AH/3.2V**

MATERIAL DA CAIXA / **ABS + PC + VIDRO**

FONTE DE LUZ / **LED (80 PEÇAS)**

TIPO DE LED / **SMD**

MODO DE CONTROLE / **CONTROLE REMOTO + AUTOMÁTICO**

EFICÁCIA LUMINOSA / **> 130LM / W**

ÂNGULO DE FEIXE LUMINÁRIA / **120°**

CCT / **6000K**

TEMPERATURA DE TRABALHO / **-10°C A 50°C**

NÍVEL IP / **IP66**

A instalação deve ser realizada por pessoal adequado, técnico, competente e profissional.

Especificações e imagens podem ser alteradas sem aviso prévio.

9205015


LED 70 SOLAR

SOLAR OUTDOOR STREET LIGHT




lithium batte ry

High stability lithium iron phosphate battery



poly cr ystalline Solar

With High Photoelectric Conversion Efficiency




SUNLIGHT CONTROL

☀ Turn on at dusk
🌙 Turn off at dawn



HIGH POWER LED CHIP

High Brightness
Low Light Decay



REMOTE CONTROL INCLUDED



70W

IP66 WATERPROOF



RADAR SENSING



PROGRAMMABLE IN TIME



LITHIUM BATTERY



HIGH EFFICIENCY SOLAR PANEL



FULL ANGLE 120°



ADJUSTABLE BRIGHTNESS



5 MODES OF OPERATION



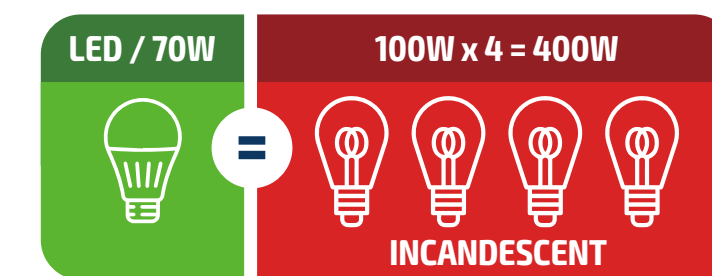
SMD HIGH QUALITY LED



EASY INSTALLATION



9.100LM LUMINOUS FLUX



EN SPECIFICATIONS

LAMP SIZE / **605*200*60MM**

SOLAR PANEL / **POLYCRYSTALLINE**

SOLAR PANEL PARAMETER / **15W/6V**

BATTERY / **LITHIUM IRON PHOSPHATE BATTERY**

BATTERY PARAMETER / **15AH/3.2V**

HOUSING MATERIAL / **ABS+PC+GLASS**

LIGHT SOURCE / **LED (180 PIECES)**

LED TYPE / **SMD**

CONTROL MODE / **AUTOMATIC + REMOTE CONTROL**

LUMINOUS EFFICACY / **>130LM/W**

LUMINAIRE BEAM ANGLE / **120°**

CCT / **6000K**

WORKING TEMPERATURE / **-10°C TO 50°C**

IP LEVEL / **IP66**

The installation must be carried out by a qualified, technical, competent and professional person.

Specifications and images may change without prior notice.

ES ESPECIFICACIONES

TAMAÑO DE LA LÁMPARA / **605*200*60MM**

PANEL SOLAR / **POLICRISTALINO**

PARÁMETRO PANEL SOLAR / **15W/ 6V**

BATERÍA TIPO / **BATERÍA DE FOSFATO DE HIERRO DE LITIO**

BATERÍA / **15AH / 3.2V**

MATERIAL DE LA CARCASA / **ABS + PC + CRISTAL**

FUENTE DE LUZ / **LED (180 PIEZAS)**

TIPO DEL LED / **SMD**

MODO DE CONTROL / **CONTROL REMOTO + AUTOMÁTICO**

EFICACIA LUMINOSA / **> 130LM / W**

ÁNGULO DE RADIACIÓN DE LA LUMINARIA / **120°**

CCT / **6000K**

TEMPERATURA DE TRABAJO / **-10°C A 50°C**

NIVEL IP / **IP66**

La instalación debe ser realizada por personal idóneo, técnico, competente y profesional.

Especificaciones e imágenes pueden cambiar sin previo aviso.

PT ESPECIFICAÇÕES

TAMANHO DA LÂMPADA / **605*200*60MM**

PAINEL SOLAR / **POLICRISTALINO**

PARÂMETRO DO PAINEL SOLAR / **15W/6V**

BATERIA / **BATERIA DE FOSFATO DE FERRO DE LÍTIO**

PARÂMETRO DA BATERIA / **15AH / 3.2V**

MATERIAL DA CAIXA / **ABS + PC + VIDRO**

FONTE DE LUZ / **LED (180 PEÇAS)**

TIPO DE LED / **SMD**

MODO DE CONTROLE / **CONTROLE REMOTO + AUTOMÁTICO**

EFICÁCIA LUMINOSA / **> 130LM / W**

ÂNGULO DE FEIXE LUMINÁRIA / **120°**

CCT / **6000K**

TEMPERATURA DE TRABALHO / **-10°C A 50°C**

NÍVEL IP / **IP66**

A instalação deve ser realizada por pessoal adequado, técnico, competente e profissional.

Especificações e imagens podem ser alteradas sem aviso prévio.

9205015
LED 100 SOLAR
 SOLAR OUTDOOR STREET LIGHT



lithium batte ry
 High stability lithium iron phosphate battery

poly cr ystalline Solar
 With High Photoelectric Conversion Efficiency

SUNLIGHT CONTROL
 ☀ Turn on at dusk
 🌙 Turn off at dawn

HIGH POWER LED CHIP
 High Brightness
 Low Light Decay



100W | **IP66 WATERPROOF**

REMOTE CONTROL INCLUDED

- RADAR SENSING**
- HIGH EFFICIENCY SOLAR PANEL**
- 5 MODES OF OPERATION**
- 13.000LM LUMINOUS FLUX**
- PROGRAMMABLE IN TIME**
- FULL ANGLE 120°**
- SMD HIGH QUALITY LED**
- LITHIUM BATTERY**
- ADJUSTABLE BRIGHTNESS**
- EASY INSTALLATION**

LED / 70W = 100W x 4 = 400W
 INCANDESCENT

EN SPECIFICATIONS

- LAMP SIZE / **630*250*70MM**
- SOLAR PANEL / **POLYCRYSTALLINE**
- SOLAR PANEL PARAMETER / **20W/6V**
- BATTERY / **LITHIUM IRON PHOSPHATE BATTERY**
- BATTERY PARAMETER / **18AH/3.2V**
- HOUSING MATERIAL / **ABS+PC+GLASS**
- LIGHT SOURCE / **LED (240 PIECES)**
- LED TYP / **SMD**
- CONTROL MODE / **AUTOMATIC +REMOTE CONTROL**
- LUMINOUS EFFICACY / **>130LM/W**
- LUMINAIRE BEAM ANGLE / **120°**
- CCT / **6000K**
- WORKING TEMPERATURE / **-10°C TO 50°C**
- IP LEVEL / **IP66**

The installation must be carried out by a qualified, technical, competent and professional person.

Specifications and images may change without prior notice.

ES ESPECIFICACIONES

- TAMAÑO DE LA LÁMPARA / **630*250*70MM**
- PANEL SOLAR / **POLICRISTALINO**
- PARÁMETRO PANEL SOLAR / **20W/ 6V**
- BATERÍA TIPO / **BATERÍA DE FOSFATO DE HIERRO DE LITIO**
- BATERÍA / **18AH / 3.2V**
- MATERIAL DE LA CARCASA / **ABS + PC + CRISTAL**
- FUENTE DE LUZ / **LED (240 PIEZAS)**
- TIPO DEL LED / **SMD**
- MODO DE CONTROL / **CONTROL REMOTO + AUTOMÁTICO**
- EFICACIA LUMINOSA / **> 130LM / W**
- ANGULO DE RADIACIÓN DE LA LUMINARIA / **120°**
- CCT / **6000K**
- TEMPERATURA DE TRABAJO / **-10°C TO 50°C**
- NIVEL IP / **IP66**

La instalación debe ser realizada por personal idóneo, técnico, competente y profesional.

Especificaciones e imágenes pueden cambiar sin previo aviso.

PT ESPECIFICAÇÕES

- TAMANHO DA LÂMPADA / **630*250*70MM**
- PAINEL SOLAR / **POLICRISTALINO**
- PARÂMETRO DO PAINEL SOLAR / **20W/6V**
- BATERIA / **BATERIA DE FOSFATO DE FERRO DE LÍTIO**
- PARÂMETRO DA BATERIA / **18AH / 3.2V**
- MATERIAL DA CAIXA / **ABS + PC + VIDRO**
- FONTE DE LUZ / **LED (240 PEÇAS)**
- TIPO DE LED / **SMD**
- MODO DE CONTROLE / **CONTROLE REMOTO + AUTOMÁTICO**
- EFICÁCIA LUMINOSA / **> 130LM / W**
- ÂNGULO DE FEIXE LUMINÁRIA / **120°**
- CCT / **6000K**
- TEMPERATURA DE TRABALHO / **-10°C TO 50°C**
- NÍVEL IP / **IP66**

A instalação deve ser realizada por pessoal adequado, técnico, competente e profissional.

Especificações e imagens podem ser alteradas sem aviso prévio.

9205015


LED 180 SOLAR

SOLAR OUTDOOR STREET LIGHT




lithium batte ry

High stability lithium iron phosphate battery



poly cr ystalline Solar

With High Photoelectric Conversion Efficiency




SUNLIGHT CONTROL

☀ Turn on at dusk
☾ Turn off at dawn



HIGH POWER LED CHIP

High Brightness
Low Light Decay



REMOTE CONTROL INCLUDED



180W

IP66
WATERPROOF



ROBUST ALUMINUM CONSTRUCTION



PROGRAMMABLE IN TIME



LITHIUM BATTERY



HIGH EFFICIENCY SOLAR PANEL



FULL ANGLE 120°



ADJUSTABLE BRIGHTNESS



FULL ANGLE ARM SOLAR PANEL



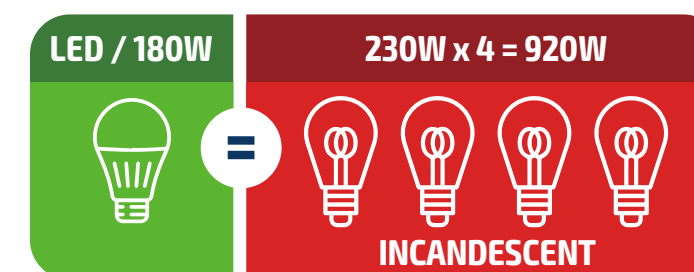
SMD HIGH QUALITY LED



EASY INSTALLATION



23.400LM LUMINOUS FLUX



EN SPECIFICATIONS

LAMP SIZE / **550*220*80MM**

SOLAR PANEL / **POLYCRYSTALLINE**

SOLAR PANEL PARAMETER / **40W/6V**

BATTERY / **LITHIUM IRON PHOSPHATE BATTERY**

BATTERY PARAMETER / **36AH/3.2V**

HOUSING MATERIAL / **ALUMINUM+TEMPERED GLASS**

LIGHT SOURCE / **LED (208 PIECES)**

LED TYP / **SMD**

CONTROL MODE / **AUTOMATIC + REMOTE CONTROL**

LUMINOUS EFFICACY / **>130LM/W**

LUMINAIRE BEAM ANGLE / **120°**

CCT / **6000K**

WORKING TEMPERATURE / **-10°C TO 50°C**

IP LEVEL / **IP66**

The installation must be carried out by a qualified, technical, competent and professional person.

Specifications and images may change without prior notice.

ES ESPECIFICACIONES

TAMAÑO DE LA LÁMPARA / **550*220*80MM**

PANEL SOLAR / **POLICRISTALINO**

PARÁMETRO PANEL SOLAR / **40W/6V**

BATERÍA TIPO / **BATERÍA DE FOSFATO DE HIERRO DE LITIO**

BATERÍA / **36AH/3.2V**

MATERIAL DE LA CARCASA / **ALUMINIO + VIDRIO TEMPLADO**

FUENTE DE LUZ / **LED (208 PIEZAS)**

TIPO DEL LED / **SMD**

MODO DE CONTROL / **CONTROL REMOTO + AUTOMÁTICO**

EFICACIA LUMINOSA / **> 130LM / W**

ÁNGULO DE RADIACIÓN DE LA LUMINARIA / **120°**

CCT / **6000K**

TEMPERATURA DE TRABAJO / **-10°C TO 50°C**

NIVEL IP / **IP66**

La instalación debe ser realizada por personal idóneo, técnico, competente y profesional.

Especificaciones e imágenes pueden cambiar sin previo aviso.

PT ESPECIFICAÇÕES

TAMANHO DA LÂMPADA / **550*220*80MM**

PAINEL SOLAR / **POLICRISTALINO**

PARÂMETRO DO PAINEL SOLAR / **40W/6V**

BATERIA / **BATERIA DE FOSFATO DE FERRO DE LÍTIO**

PARÂMETRO DA BATERIA / **36AH/3.2V**

MATERIAL DA CAIXA / **ALUMÍNIO + VIDRO TEMPERADO**

FONTE DE LUZ / **LED (208 PEÇAS)**

TIPO DE LED / **SMD**

MODO DE CONTROLE / **CONTROLE REMOTO + AUTOMÁTICO**

EFICÁCIA LUMINOSA / **> 130LM / W**

ÂNGULO DE FEIXE LUMINÁRIA / **120°**

CCT / **6000K**

TEMPERATURA DE TRABALHO / **-10°C TO 50°C**

NÍVEL IP / **IP66**

A instalação deve ser realizada por pessoal adequado, técnico, competente e profissional.

Especificações e imagens podem ser alteradas sem aviso prévio.

OUTDOOR STREET



9205015

LED 120 STREET

OUTDOOR STREET LIGHT



120W



IP65
WATERPROOF



HEAT RESISTANT



HEAVY DUTY DIE CAST ALUMINUM HOUSING



6000K CCT



12.000LM LUMINOUS FLUX




EASY INSTALLATION



EFFICIENT COOLING STRUCTURE



POWERFULL LED UNITS



EN SPECIFICATIONS

PRODUCT TYPE / **LED STREET LIGHT**

LAMP SIZE / **550*255*75MM**

LIGHT SOURCE / **LED (100 PIECES)**

LED TYPE / **LUMIN LED**

ELECTRICAL GRADE / **CLASS I (PLUG NOT INCLUDED)**

POWER SUPPLY / **85-265V~; 50-60HZ; 120W**

SURGE PROTECTION / **4KV**

LED LUMINOUS EFFICACY / **100LM/W**

LUMINAIRE BEAM ANGLE / **90°**

WORKING TEMPERATURE / **-30°C TO 50°C**

HOUSING MATERIAL / **ALUMINUM+TEMPERED GLASS**

CCT / **6000K**

IP LEVEL / **IP65**

The installation must be carried out by a qualified, technical, competent and professional person.

Specifications and images may change without prior notice.

ES ESPECIFICACIONES

TIPO DE PRODUCTO / **LUMINARIA DE ALUMBRADO**

PUBLICO LED

TAMAÑO DE LA LÁMPARA / **550 * 255 * 75 MM**

FUENTE DE LUZ / **LED (100 PIEZAS)**

TIPO DEL LED / **LUMIN LED**

GRADO ELÉCTRICO / **CLASE I (FICHA NO INCLUIDA)**

ALIMENTACIÓN / **85-265V~; 50-60HZ; 120W**

PROTECCIÓN CONTRA SOBRETENSIONES / **4KV**

EFICACIA LUMINOSA LED / **100LM / W**

ÁNGULO DE RADIACIÓN DE LA LUMINARIA / **90°**

TEMPERATURA DE TRABAJO / **-30°C A 50°C**

MATERIAL DE LA CARCASA / **ALUMINIO + VIDRIO TEMPLADO**

CCT / **6000K**

NIVEL IP / **IP65**

La instalación debe ser realizada por personal idóneo, técnico, competente y profesional.

Especificaciones e imágenes pueden cambiar sin previo aviso.

PT ESPECIFICAÇÕES

TIPO DE PRODUTO / **LUMINÁRIAS DE ILUMINAÇÃO**

PÚBLICA LED

TAMANHO DA LÂMPADA / **550 * 255 * 75 MM**

FONTE DE LUZ / **LED (100 PEÇAS)**

TIPO DE LED / **LED LUMIN**

CLASSE ELÉTRICA / **CLASSE I (PLUG NÃO INCLUÍDO)**

ALIMENTAÇÃO / **85-265V~; 50-60HZ; 120W**

PROTEÇÃO CONTRA SURTOS / **4KV**

EFICÁCIA LUMINOSA LED / **100LM / W**

ÂNGULO DE FEIXE LUMINÁRIA / **90°**

TEMPERATURA DE TRABALHO / **-30°C A 50°C**

MATERIAL DA CAIXA / **ALUMÍNIO + VIDRO TEMPERADO**

CCT / **6000K**

NÍVEL IP / **IP65**

A instalação deve ser realizada por pessoal adequado, técnico, competente e profissional.

Especificações e imagens podem ser alteradas sem aviso prévio.

9205015

LED 250 STREET

OUTDOOR STREET LIGHT



250W



IP65
WATERPROOF



HEAT RESISTANT



HEAVY DUTY DIE CAST ALUMINUM HOUSING



6000K CCT



25.000LM LUMINOUS FLUX




EASY INSTALLATION



EFFICIENT COOLING STRUCTURE



POWERFULL LED UNITS



EN SPECIFICATIONS

PRODUCT TYPE / **LED STREET LIGHT**

LAMP SIZE / **700*285*80MM**

LIGHT SOURCE / **LED (200 PIECES)**

LED TYPE / **LUMIN LED**

ELECTRICAL GRADE / **CLASS I (PLUG NOT INCLUDED)**

POWER SUPPLY / **85-265V~; 50-60HZ; 250W**

SURGE PROTECTION / **4KV**

LED LUMINOUS EFFICACY / **100LM/W**

LUMINAIRE BEAM ANGLE / **90°**

WORKING TEMPERATURE / **-30°C TO 50°C**

HOUSING MATERIAL / **ALUMINUM+TEMPERED GLASS**

CCT / **6000K**

IP LEVEL / **IP65**

The installation must be carried out by a qualified, technical, competent and professional person.

Specifications and images may change without prior notice.

ES ESPECIFICACIONES

TIPO DE PRODUCTO / **LUMINARIA DE ALUMBRADO**

PUBLICO LED

TAMAÑO DE LA LÁMPARA / **700*285*80MM**

FUENTE DE LUZ / **LED (200 PIEZAS)**

TIPO DEL LED / **LUMIN LED**

GRADO ELÉCTRICO / **CLASE I (FICHA NO INCLUIDA)**

ALIMENTACIÓN / **85-265V~; 50-60HZ; 250W**

PROTECCIÓN CONTRA SOBRETENSIONES / **4KV**

EFICACIA LUMINOSA LED / **100LM / W**

ÁNGULO DE RADIACIÓN DE LA LUMINARIA / **90°**

TEMPERATURA DE TRABAJO / **-30°C A 50°C**

MATERIAL DE LA CARCASA / **ALUMINIO + VIDRIO TEMPLADO**

CCT / **6000K**

NIVEL IP / **IP65**

La instalación debe ser realizada por personal idóneo, técnico, competente y profesional.

Especificaciones e imágenes pueden cambiar sin previo aviso.

PT ESPECIFICAÇÕES

TIPO DE PRODUTO / **LUMINÁRIAS DE ILUMINAÇÃO**

PÚBLICA LED

TAMANHO DA LÂMPADA / **700*285*80MM**

FONTE DE LUZ / **LED (200 PEÇAS)**

TIPO DE LED / **LED LUMIN**

CLASSE ELÉTRICA / **CLASSE I (PLUG NÃO INCLUÍDO)**

ALIMENTAÇÃO / **85-265V~; 50-60HZ; 250W**

PROTEÇÃO CONTRA SURTOS / **4KV**

EFICÁCIA LUMINOSA LED / **100LM / W**

ÂNGULO DE FEIXE LUMINÁRIA / **90°**

TEMPERATURA DE TRABALHO / **-30°C A 50°C**

MATERIAL DA CAIXA / **ALUMÍNIO + VIDRO TEMPERADO**

CCT / **6000K**

NÍVEL IP / **IP65**

A instalação deve ser realizada por pessoal adequado, técnico, competente e profissional.

Especificações e imagens podem ser alteradas sem aviso prévio.



